

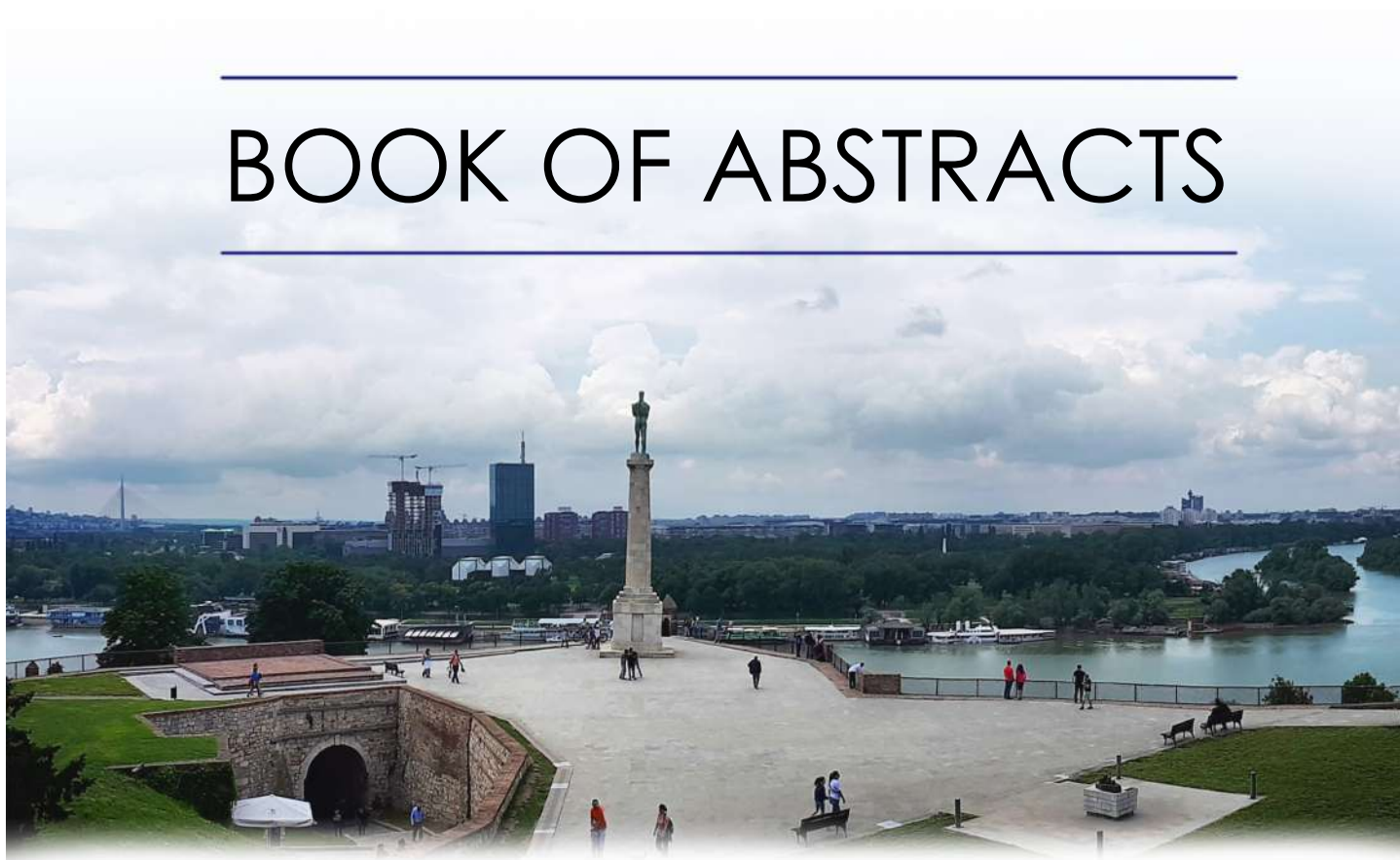
7-11th October 2019
Belgrade, Serbia



<http://www.sfkm.ac.rs/>

The 20th Symposium on Condensed Matter Physics


BOOK OF ABSTRACTS



University of Belgrade,
Faculty of Physics



Institute of Physics Belgrade



Vinca Institute
of Nuclear Sciences



Serbian Academy
of Sciences and Arts



Ministry of Education, Science and
Technological Development,
Republic of Serbia

DNA-Based Dendrimers: Novel Macromolecules With Peculiar Characteristics

Nataša Adžić^a, Clemens Jochum^b, Emmanuel Stiakakis^c, Gerhard Kahl^b
and Christos Likos^a

^aFaculty of Physics, University of Vienna, Austria

^bInstitute for Theoretical Physics, TU Wien, Vienna, Austria

^cInstitute of Complex Systems 3, Forschungszentrum Jülich, Germany

Abstract. We present a joint theoretical-experimental study of a novel class of macromolecules, the so-called dendrimer-like DNAs (DL-DNAs). They have recently been synthesized from the enzymatic ligation of Y-shaped DNA unit, a three-armed structure consisting of double-stranded DNA (ds-DNA), formed via hybridization of three single-stranded DNA chains (ss-DNA), each of which has partially complementary sequences to the other two [1]. To describe such dendrimers of various generations we have employed a bead-spring model, in which base-pairs of a single DL-DNA molecule are modeled by charged monomers, whose interactions are chosen to mimic the equilibrium properties of DNA correctly. We have performed Molecular Dynamics Simulations and we have also employed dynamic/static light scattering in order to determine equilibrium properties and conformational characteristics of all-DNA dendrimers as well as the behavior of their solutions. We have investigated their behavior in ionic solution, paying particular attention on their salt-responsiveness. Our computational and experimental results reveal that the DL-DNAs are rigid objects with low internal monomer concentration, regular voids in their interior, with high percentage of absorbed counterions, and that show high resistance to stimuli-responsiveness [2]. These properties shape the behaviour of their solutions. Namely, both experimental as well as computational results show anomalous structure factor of dense DL-DNA solutions, as it had been predicted theoretically in Ref [3]. In this way we have found the object which was a missing puzzle in understanding the full phase diagram of star polymer solutions.

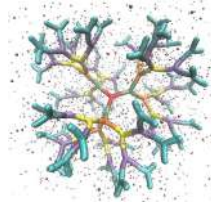


FIGURE 1. 6th generation of the dendrimer composed of Y-shaped DNA building blocks.

REFERENCES

1. Li, Y., Tseng, Y. and Luo, D., *Nat. Mater.* **3**, 38-42 (2004).
2. Jochum, C., Adžić, N., Stiakakis, E., Derrien, T.L., Luo, D., Kahl, G., and Likos, C.N., *Nanoscale* **11**, 1604-1617 (2019).
3. Watzlawek, M., Lowen, H., and Likos, C.N., *J. Phys.: Condens. Matter* **10**, 8189-8205 (1998).